

General Information about Accommodation

Rooms have been reserved on behalf of participants in the following hotels located in downtown Tokyo (Hotel Kichijoji Tokyu Inn) and in the center of our capital (Hotel Arcadia Ichigaya).



16th - 18th September

Hotel Kichijoji Tokyu Inn

1-6-3, Kichijyoji Minami-cho, Musashino-shi, Tokyo, 180-0003, Japan

TEL 0422-47-0109 FAX 0422-43-1811

URL http://www.tokyuhotels.co.jp/ja/TI/TI_KICHI/index.shtml

Limusine Bus will bring you to the south entrance (the entrance for the Inogashira Park) of Kichijoji Station (marked  on the map below). 1 minute walk across Inogashira Street to Hotel Kichijoji Tokyu Inn (marked  on the map).



19th September

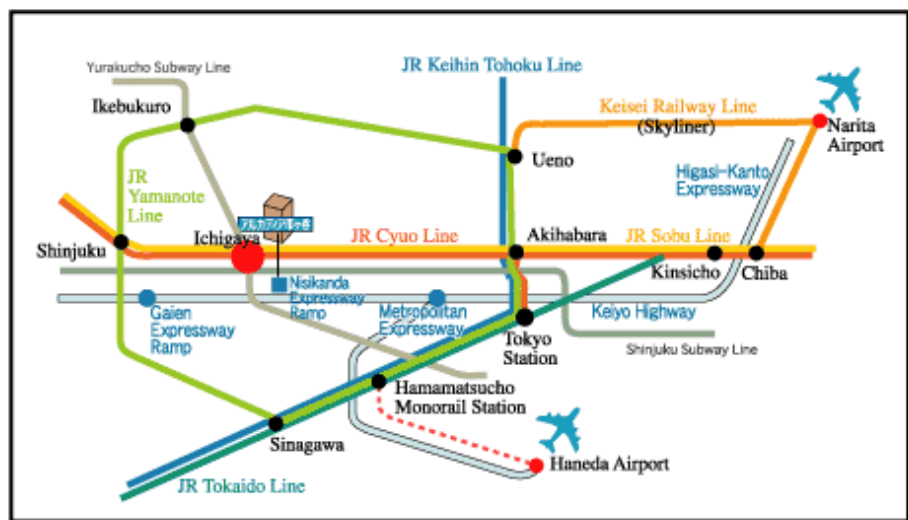
Hotel Arcadia Ichigaya

4-2-25, Kudankita, Chiyoda-ku, Tokyo, 102-0073, Japan

TEL 03-3261-9921 FAX 03-3261-9931

URL <http://www.arcadia-jp.org/>

LOCATION OF ARCADIA ICHIGAYA



- About 80 minutes from New Tokyo International Airport(Narita)
- About 60 minutes from Haneda Airport.
- Only 15 minutes from Tokyo Station.

AIRPORT TRANSFERS

After arriving at the New Tokyo International Airport in Narita, there is a choice of transport facilities to access our hotel.

1.Airport Limousine Bus

The Airport Limousine Bus service is available once or twice every hour to the Hotel New Otani and the Hotel Grand Palace. The trip takes approximately 1 hour 30 to 40 minutes, depending on traffic conditions. Then it takes 10 minutes to our hotel by taxi.

2.Narita Express Train

The Narita Express Train leaves Narita Airport every half hour for Tokyo, Shinjuku and Ikebukuro JR Stations. The trip takes 1 hour, 1 hour 20 minutes and 1 hour 40 minutes, respectively.

Access Route from Narita airport to Hotel Kichijoji Tokyu Inn

After arriving at the New Tokyo International Airport (Narita airport), there are three main methods of getting from Narita to Hotel Kichijoji Tokyu Inn by public transport. Method 1 may be more comfortable and easier to understand if it is your first time traveling to Tokyo.

Method 1 : Airport Limousine Bus (Keisei Bus for Kichijoji Station)

[one way ¥3,000 yen]

Narita Airport Station (terminal 1) (Approx. 120 min.) →Terminal 2 (Approx. 110 min.)→Kichijoji Station
1 minute walk from the south entrance (the entrance for the Inogashira Park)

* please see p.5-6 for more information

Method 2 : JR Railway

(1)From JR-Narita Express (N'EX)

[Approx. 110 min. / ¥1,620 yen for a non-reserved seat and ¥3,480 yen for a reserved seat]

Take the JR-Narita Express at Narita Airport and get off at Tokyo Station.

Transfer to the Chuo Line (JR) and get off at Kichijoji Station.

1 minute walk from the south entrance (entrance for the Inogashira Park).

(2)From Airport Narita (Rapid Service)

[Approx. 108 min. / ¥1,160 yen for regular fare or ¥2,160 yen for green cars]

Take the Airport Narita (Rapid Service) at Narita Airport and get off at Tokyo Station. Transfer to the Chuo Line (JR) and get off at Kichijoji Station.

1 minute walk from the south entrance (entrance for the Inogashira Park).

Method 3 : Keisei Railway

(1)From Skyliner

[Approx.103 min. / ¥2,300 yen (¥750 yen for standard fare plus ¥920 yen for Express ticket and ¥630 yen for JR fare)]

Take the Skyliner at Narita Airport and get off at Nippori Station (¥1,670 yen). Transfer to the Yamanote line (JR) for Ikebukuro Station and change trains at Shinjuku Station to the Chuo Line (JR) and get off at Kichijoji Station (¥630 yen).

1 minute walk from the south entrance (entrance for the Inogashira Park).

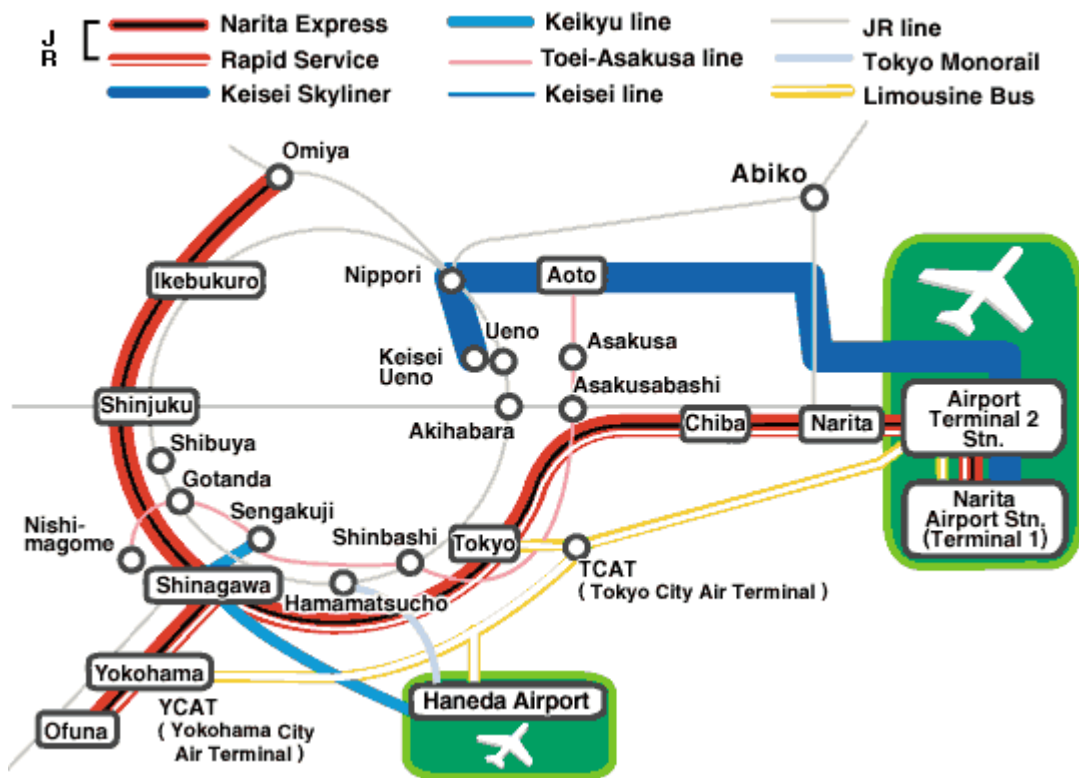
(2)From Limited Express

[Approx.120 min. / ¥1,380 yen (¥1,000 yen for Keisei Limited Express and ¥380 yen for JR fare)]

Take the Limited Express at Narita Airport and get off at Nippori Station (¥1,000 yen). Transfer to the Yamanote Line(JR)for Ikebukuro Station and change trains at Shinjuku Station to the Chuo-Line(JR) and get off at Kichijoji Station (¥380 yen).

1 minute walk from the south entrance(the entrance for the Inogashira Park).

[Narita Airport Access Network]



Information about Airport Limousine Bus

[URL <http://www.limousinebus.co.jp/e/index.html> (English site)]

Bus departure timetable (Narita Airport → Kichijoji Station)

6	7	8	9	10	11	12	13	14	15	16	17	18	19	20	21
55	30	40	40	50		20		30	30	30	30	30		50	

One way : ¥ 3000 yen Duration : 120 minutes

* Bookings cannot be made for buses departing from Narita Airport. Limousine bus ticket counters are located in the arrival lobbies of Terminal 1 & Terminal 2 at Narita Airport.

* The timetable above is for departures from Terminal 2 at Narita Airport. Departures from Terminal 1 will be approximately 5 minutes later.

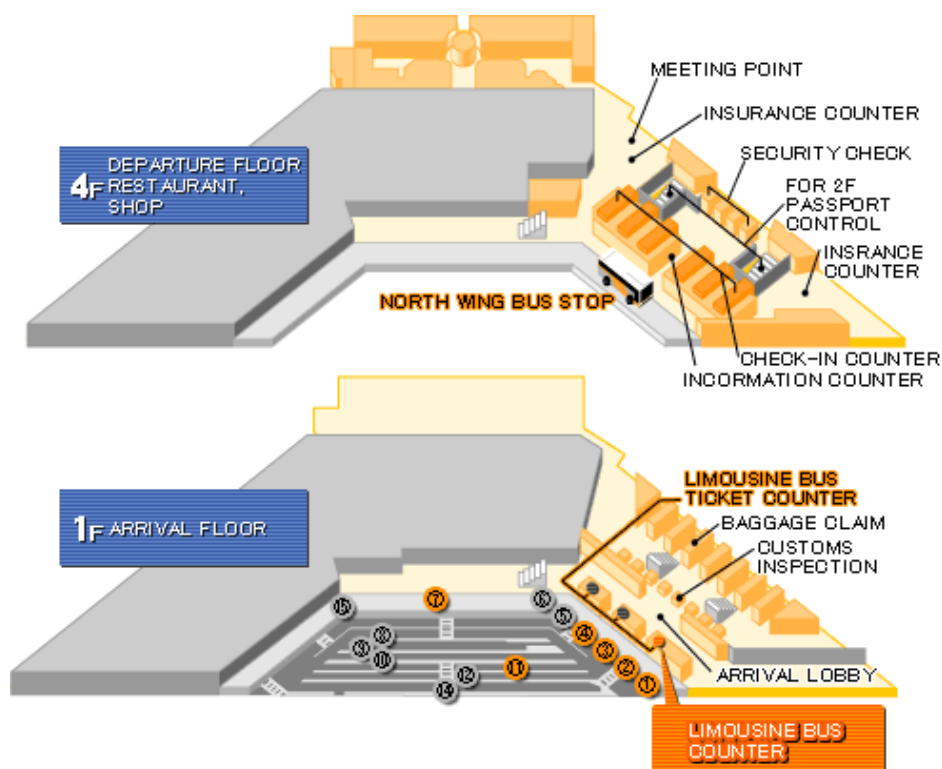
Limousine buses leave from the 1st floor arrival level at Terminal 2 at Narita Airport (from two locations at the north and south exits) and then from the 1st floor arrival level of Terminal 1 approximately 5 minutes later.

* Schedules for the routes above apply on week days, weekends and public holidays

Site plan showing bus pick up and drop-off points and ticket counters :

Passenger Terminal 1

The depots of the Airport Limousine are located at the no.4 counter in the arrival lobby in Terminal 1. Your careful attention is solicited, since the depots vary depending on your destinations.



Site plan showing bus pick up and drop-off points and ticket counters :

Passenger Terminal 2

The depots of the Airport Limousine are located at the no.9 counter in the arrival lobby in Terminal 2. Your careful attention is solicited, since the depots vary depending on your destinations.

